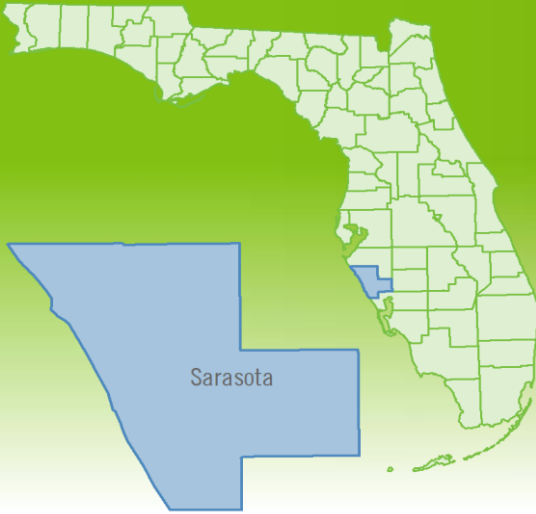


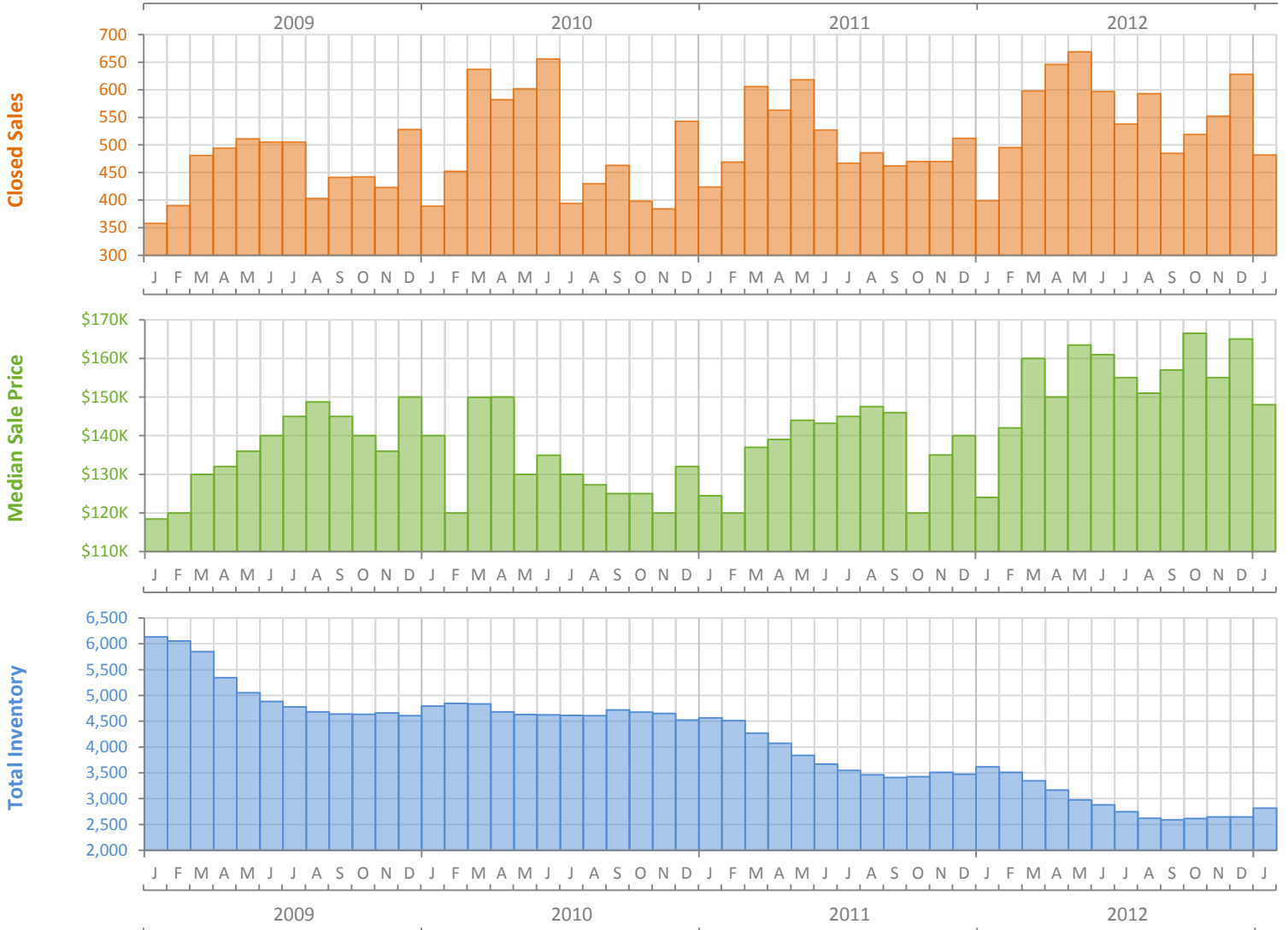
# Monthly Market Summary - January 2013

## Single Family Homes

### Sarasota County



	January 2013	January 2012	Percent Change Year-over-Year
Closed Sales	482	399	20.8%
Cash Sales	292	237	23.2%
New Pending Sales	681	607	12.2%
New Listings	1,034	960	7.7%
Median Sale Price	\$148,000	\$124,000	19.4%
Average Sale Price	\$207,260	\$207,292	0.0%
Median Days on Market	41	43	-4.7%
Avg. Percent of Original List Price Received	92.3%	89.8%	2.8%
Pending Inventory	1,255	(No Data)	N/A
Inventory (Active Listings)	2,815	3,616	-22.2%
Months Supply of Inventory	5.0	7.2	-30.8%

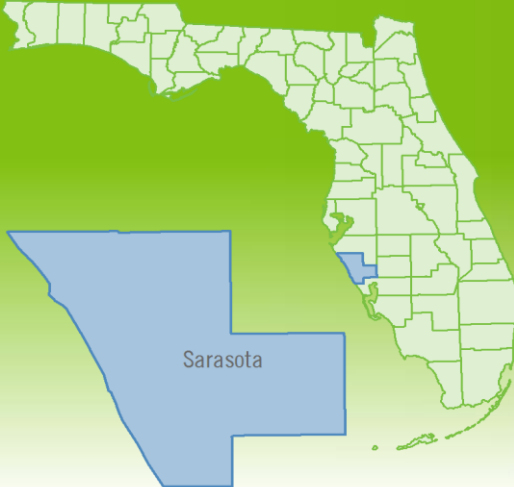


Produced by Florida REALTORS® with data provided by Florida's multiple listing services. Statistics for each month compiled from MLS feeds on the 15th day of the following month. Data released on Thursday, February 21, 2013. Next data release is Thursday, March 21, 2013.

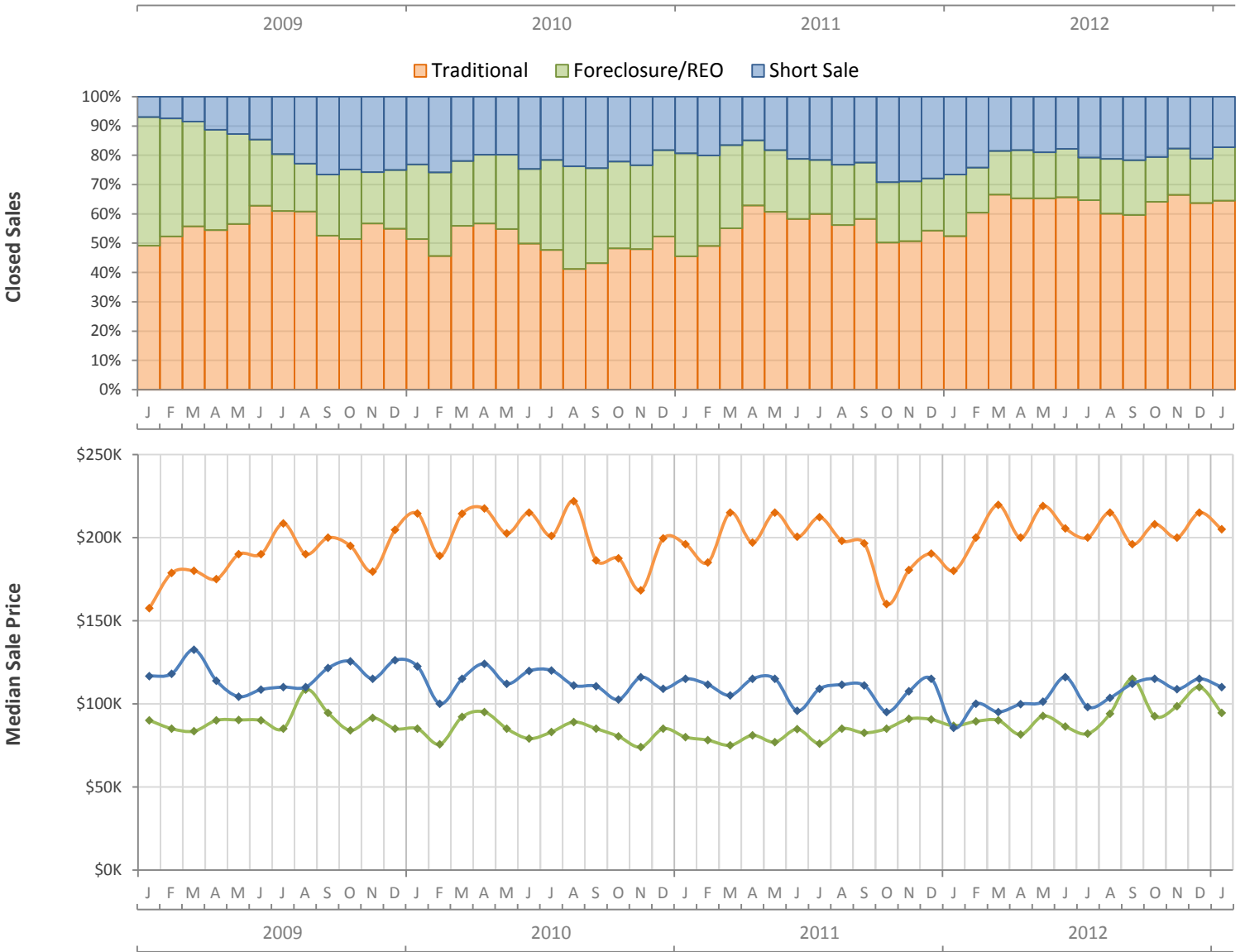
# Monthly Distressed Market - January 2013

## Single Family Homes

### Sarasota County



		January 2013	January 2012	Percent Change Year-over-Year
Traditional	Closed Sales	311	209	48.8%
	Median Sale Price	\$205,000	\$180,000	13.9%
Foreclosure/REO	Closed Sales	88	84	4.8%
	Median Sale Price	\$94,500	\$86,750	8.9%
Short Sale	Closed Sales	83	106	-21.7%
	Median Sale Price	\$110,000	\$85,500	28.7%



Produced by Florida REALTORS® with data provided by Florida's multiple listing services. Statistics for each month compiled from MLS feeds on the 15th day of the following month. Data released on Thursday, February 21, 2013. Next data release is Thursday, March 21, 2013.