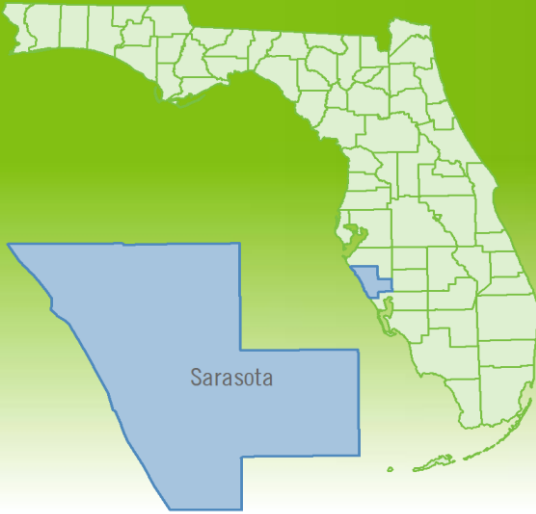


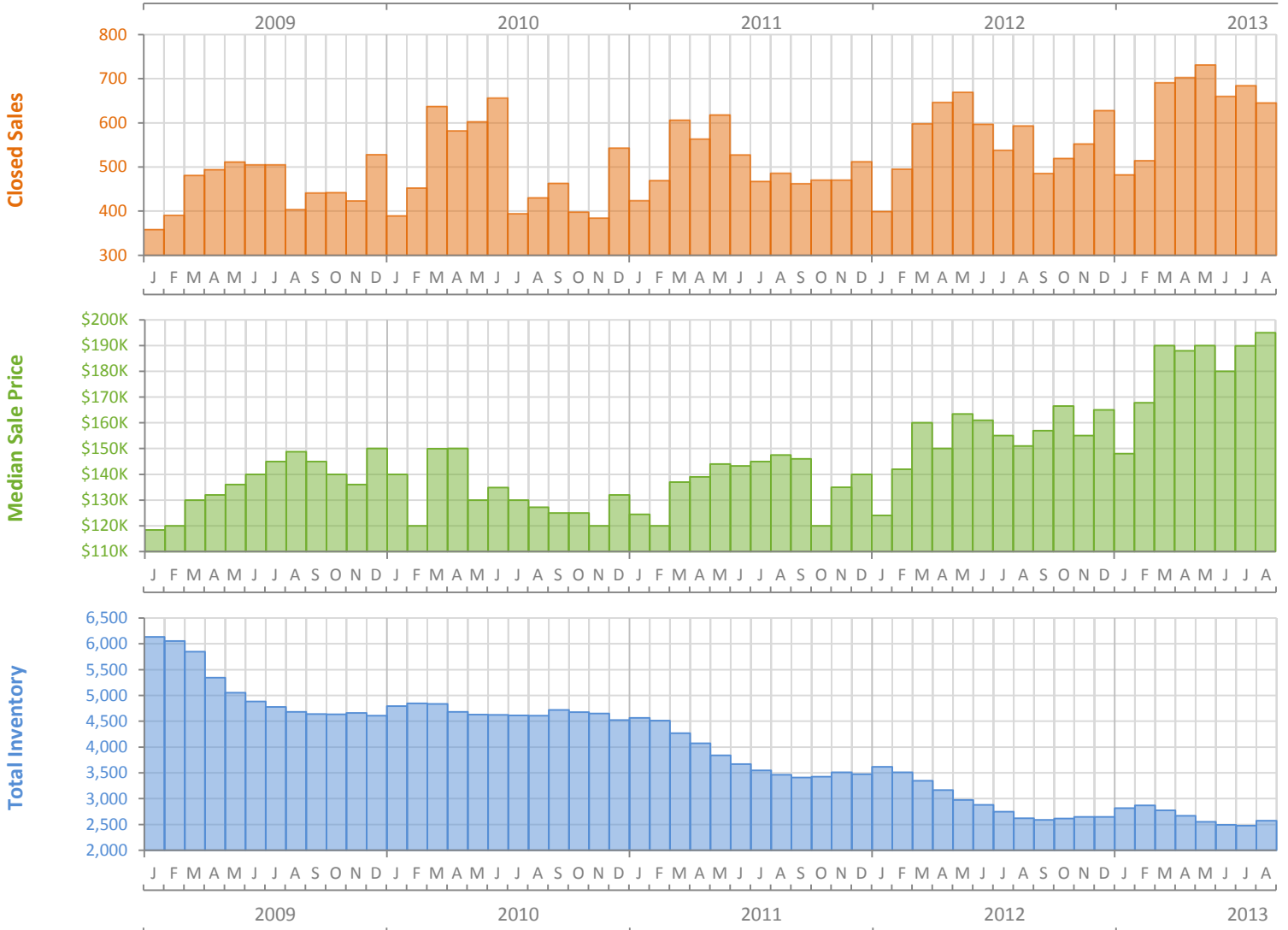
Monthly Market Summary - August 2013

Single Family Homes

Sarasota County



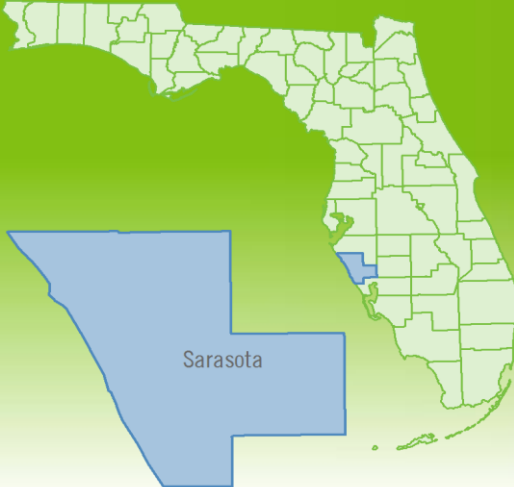
	August 2013	August 2012	Percent Change Year-over-Year
Closed Sales	645	593	8.8%
Cash Sales	329	332	-0.9%
New Pending Sales	603	547	10.2%
New Listings	885	667	32.7%
Median Sale Price	\$195,000	\$151,000	29.1%
Average Sale Price	\$286,649	\$217,445	31.8%
Median Days on Market	46	43	7.0%
Avg. Percent of Original List Price Received	94.2%	91.8%	2.6%
Pending Inventory	1,085	(No Data)	N/A
Inventory (Active Listings)	2,570	2,618	-1.8%
Months Supply of Inventory	4.2	4.9	-13.2%



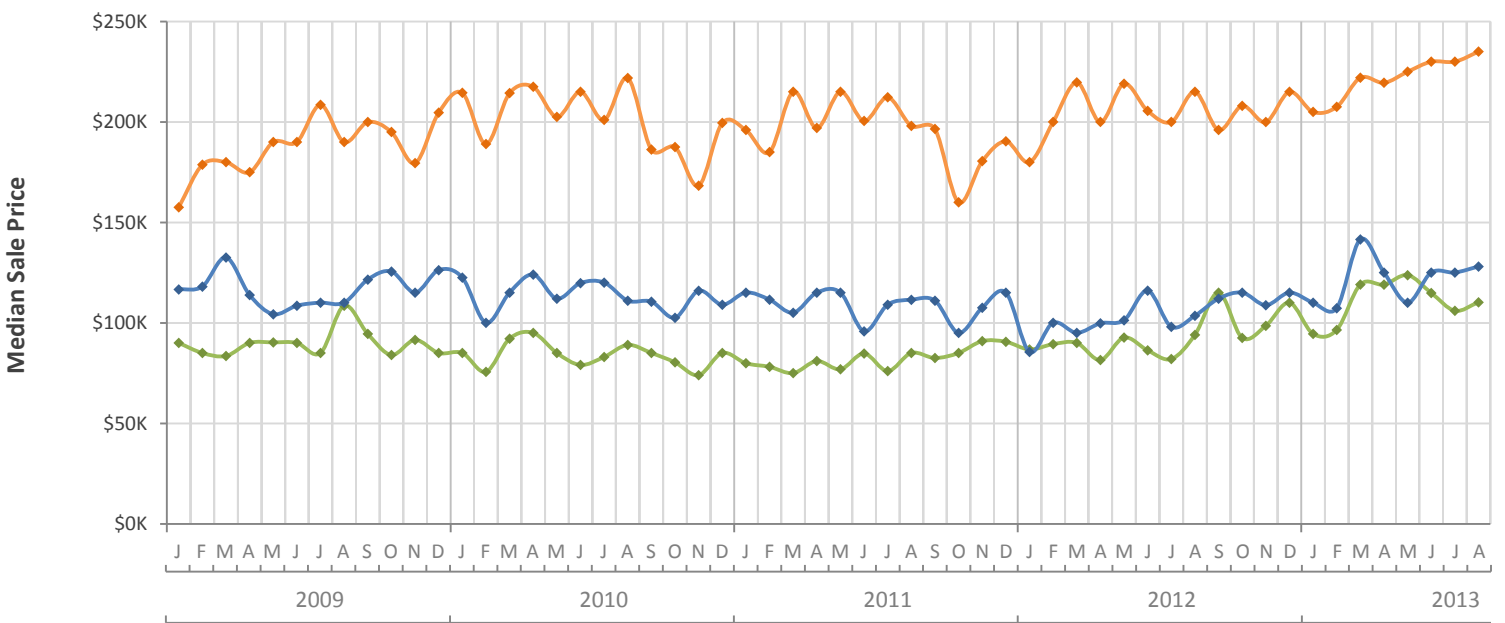
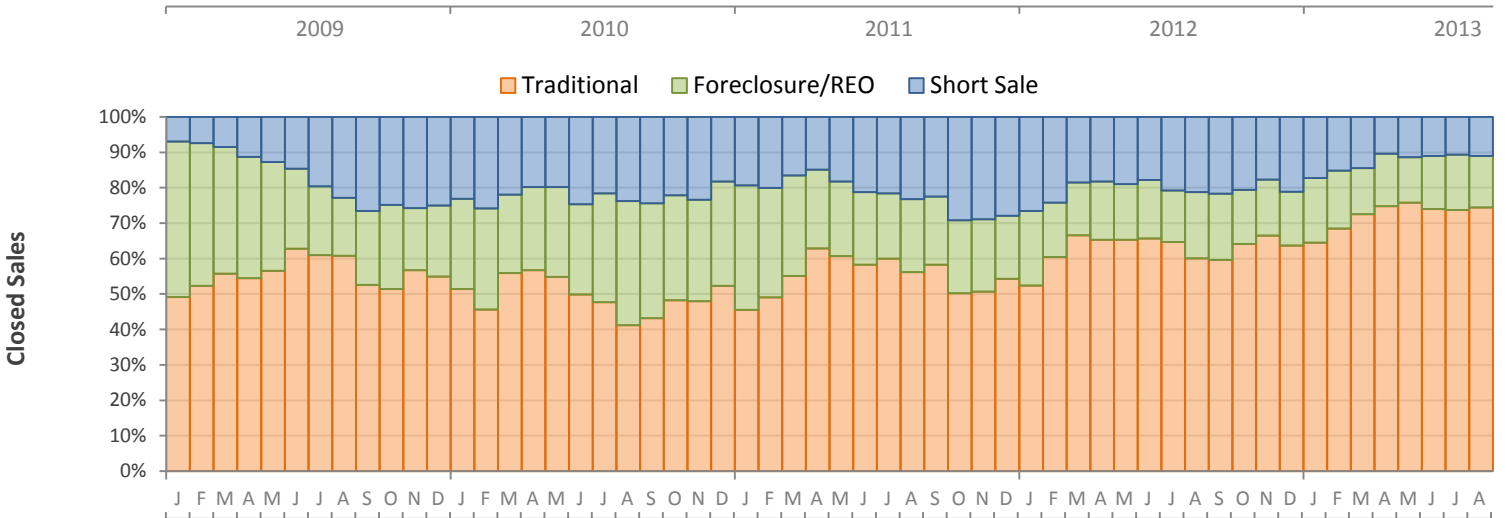
Monthly Distressed Market - August 2013

Single Family Homes

Sarasota County



		August 2013	August 2012	Percent Change Year-over-Year
Traditional	Closed Sales	480	356	34.8%
	Median Sale Price	\$235,000	\$215,000	9.3%
Foreclosure/REO	Closed Sales	94	111	-15.3%
	Median Sale Price	\$110,206	\$94,000	17.2%
Short Sale	Closed Sales	71	126	-43.7%
	Median Sale Price	\$128,000	\$103,500	23.7%



Produced by Florida REALTORS® with data provided by Florida's multiple listing services. Statistics for each month compiled from MLS feeds on the 15th day of the following month. Data released on Thursday, September 19, 2013. Next data release is Monday, October 21, 2013.