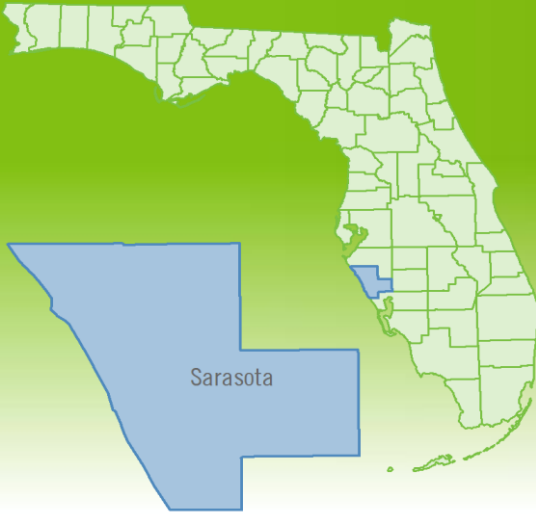


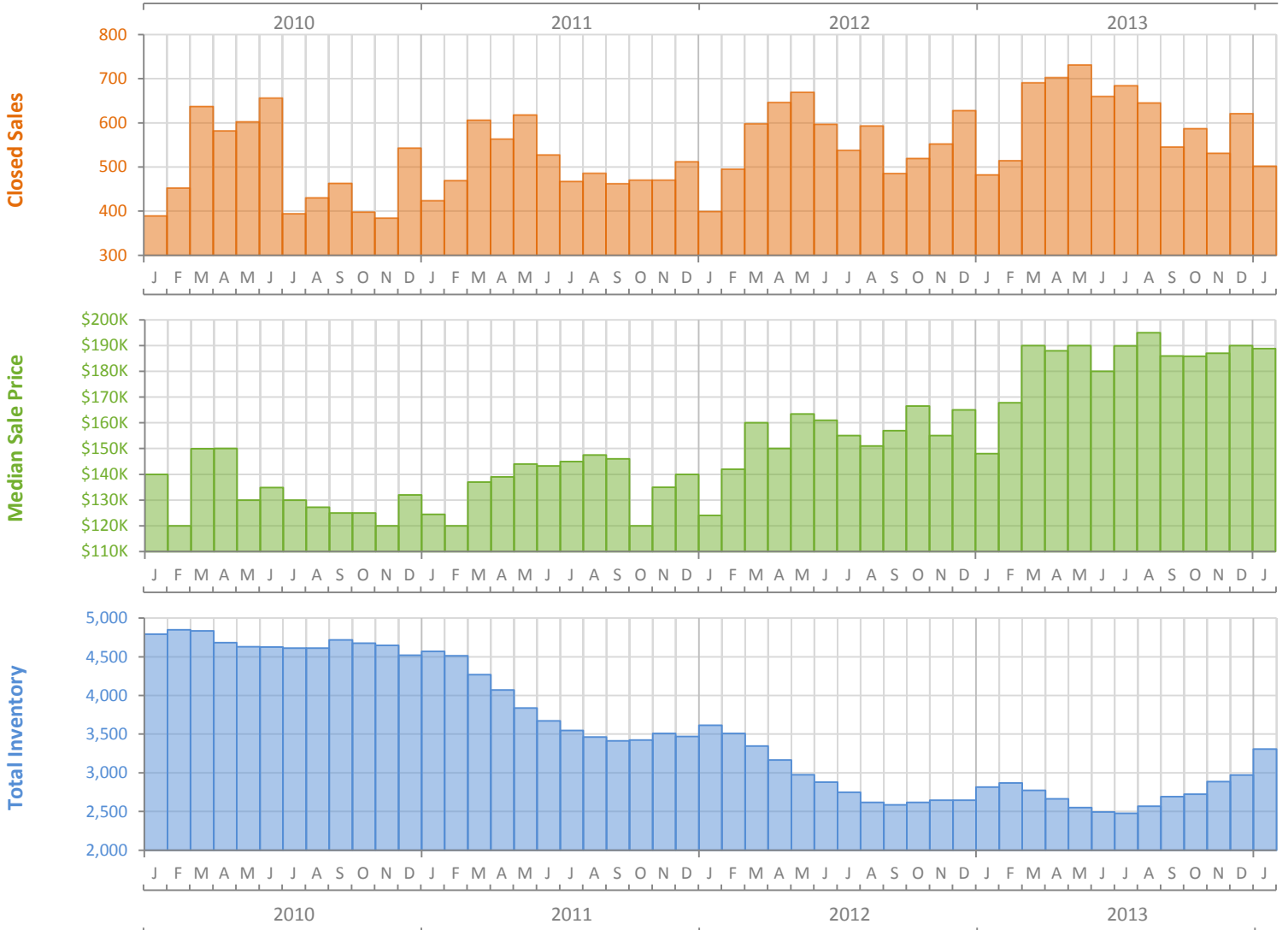
# Monthly Market Summary - January 2014

## Single Family Homes

### Sarasota County



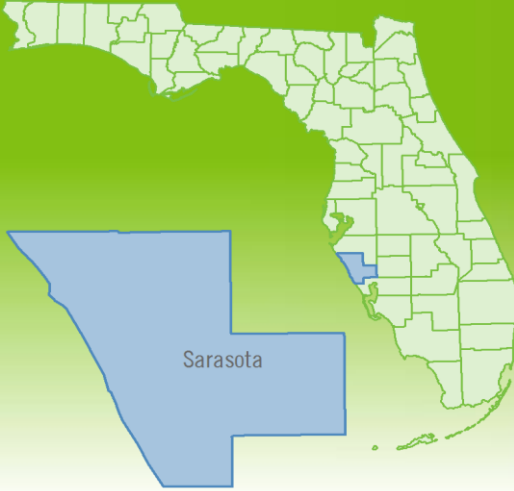
	January 2014	January 2013	Percent Change Year-over-Year
Closed Sales	502	482	4.1%
Cash Sales	287	292	-1.7%
New Pending Sales	653	681	-4.1%
New Listings	1,140	1,034	10.3%
Median Sale Price	\$188,750	\$148,000	27.5%
Average Sale Price	\$262,360	\$207,260	26.6%
Median Days on Market	51	41	24.4%
Avg. Percent of Original List Price Received	92.0%	92.3%	-0.3%
Pending Inventory	963	1,255	-23.3%
Inventory (Active Listings)	3,308	2,815	17.5%
Months Supply of Inventory	5.4	5.0	7.8%



# Monthly Distressed Market - January 2014

## Single Family Homes

### Sarasota County



		January 2014	January 2013	Percent Change Year-over-Year
Traditional	Closed Sales	354	311	13.8%
	Median Sale Price	\$221,250	\$205,000	7.9%
Foreclosure/REO	Closed Sales	118	88	34.1%
	Median Sale Price	\$110,150	\$94,500	16.6%
Short Sale	Closed Sales	30	83	-63.9%
	Median Sale Price	\$110,500	\$110,000	0.5%

