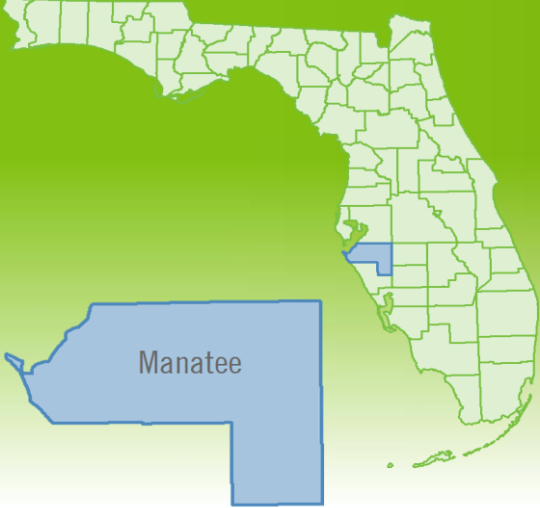


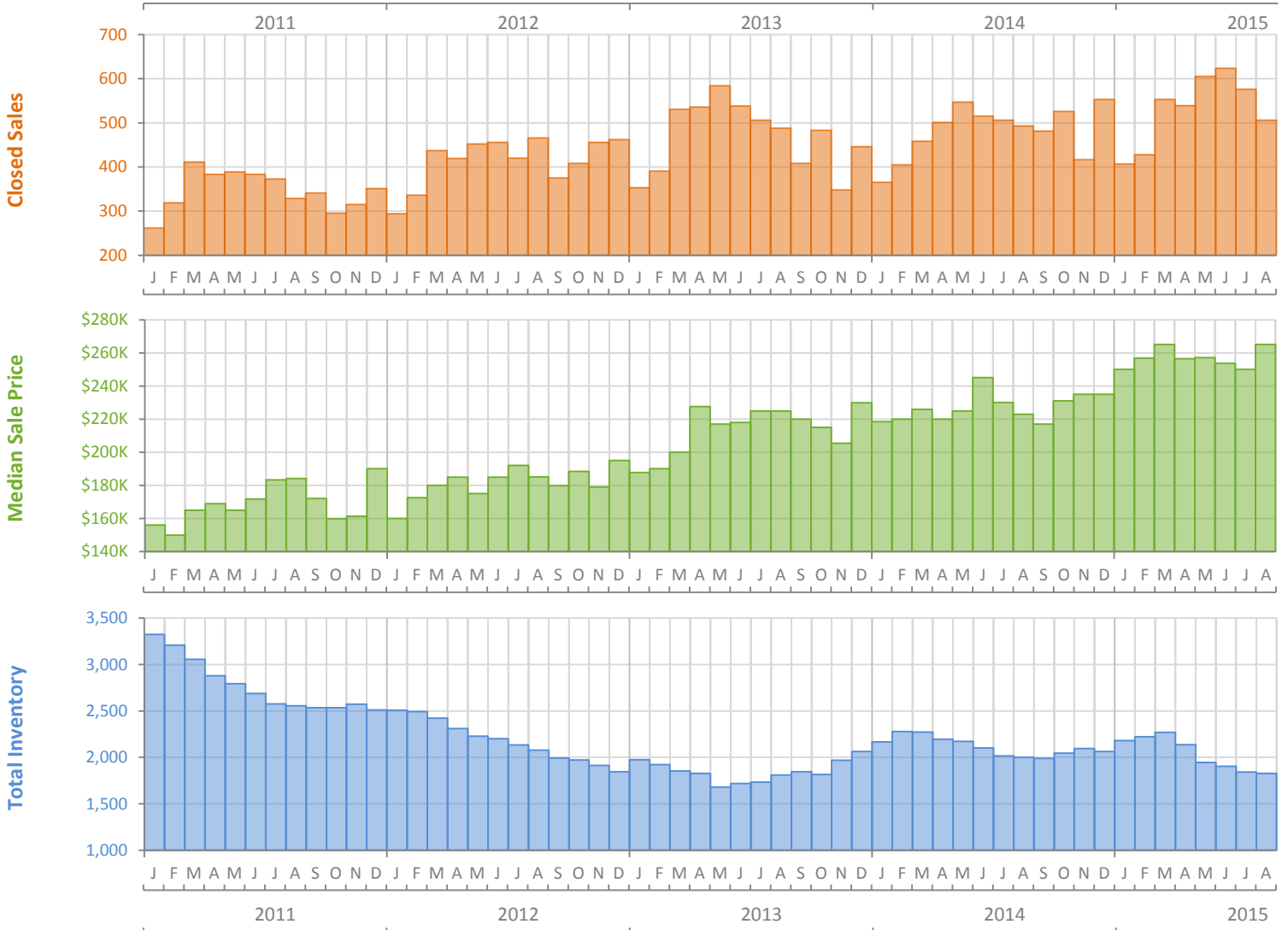
Monthly Market Summary - August 2015

Single Family Homes

Manatee County



	August 2015	August 2014	Percent Change Year-over-Year
Closed Sales	506	493	2.6%
Cash Sales	168	188	-10.6%
New Pending Sales	401	440	-8.9%
New Listings	624	634	-1.6%
Median Sale Price	\$265,000	\$223,000	18.8%
Average Sale Price	\$315,419	\$264,926	19.1%
Median Days on Market	52	57	-8.8%
Avg. Percent of Original List Price Received	95.5%	93.6%	2.0%
Pending Inventory	659	735	-10.3%
Inventory (Active Listings)	1,826	2,002	-8.8%
Months Supply of Inventory	3.5	4.4	-19.7%

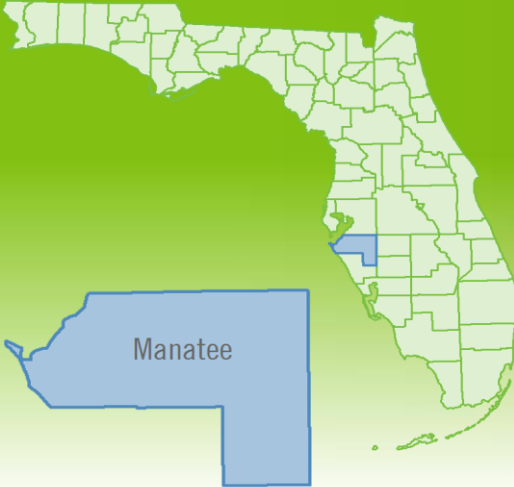


Produced by Florida REALTORS® with data provided by Florida's multiple listing services. Statistics for each month compiled from MLS feeds on the 15th day of the following month. Data released on Monday, September 21, 2015. Next data release is Thursday, October 22, 2015.

Monthly Distressed Market - August 2015

Single Family Homes

Manatee County



		August 2015	August 2014	Percent Change Year-over-Year
Traditional	Closed Sales	442	356	24.2%
	Median Sale Price	\$276,750	\$258,000	7.3%
Foreclosure/REO	Closed Sales	53	111	-52.3%
	Median Sale Price	\$145,000	\$131,250	10.5%
Short Sale	Closed Sales	11	26	-57.7%
	Median Sale Price	\$156,500	\$166,343	-5.9%

