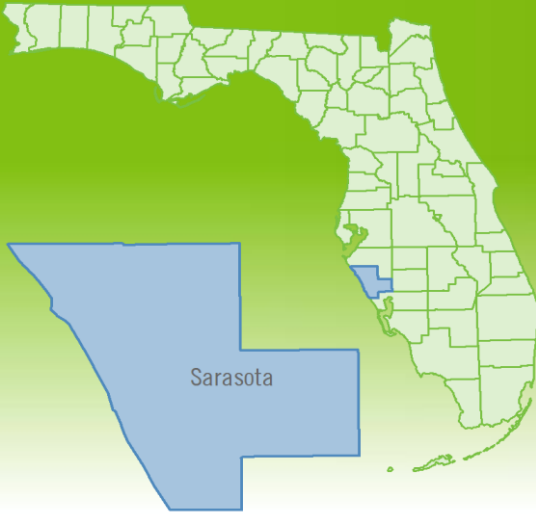


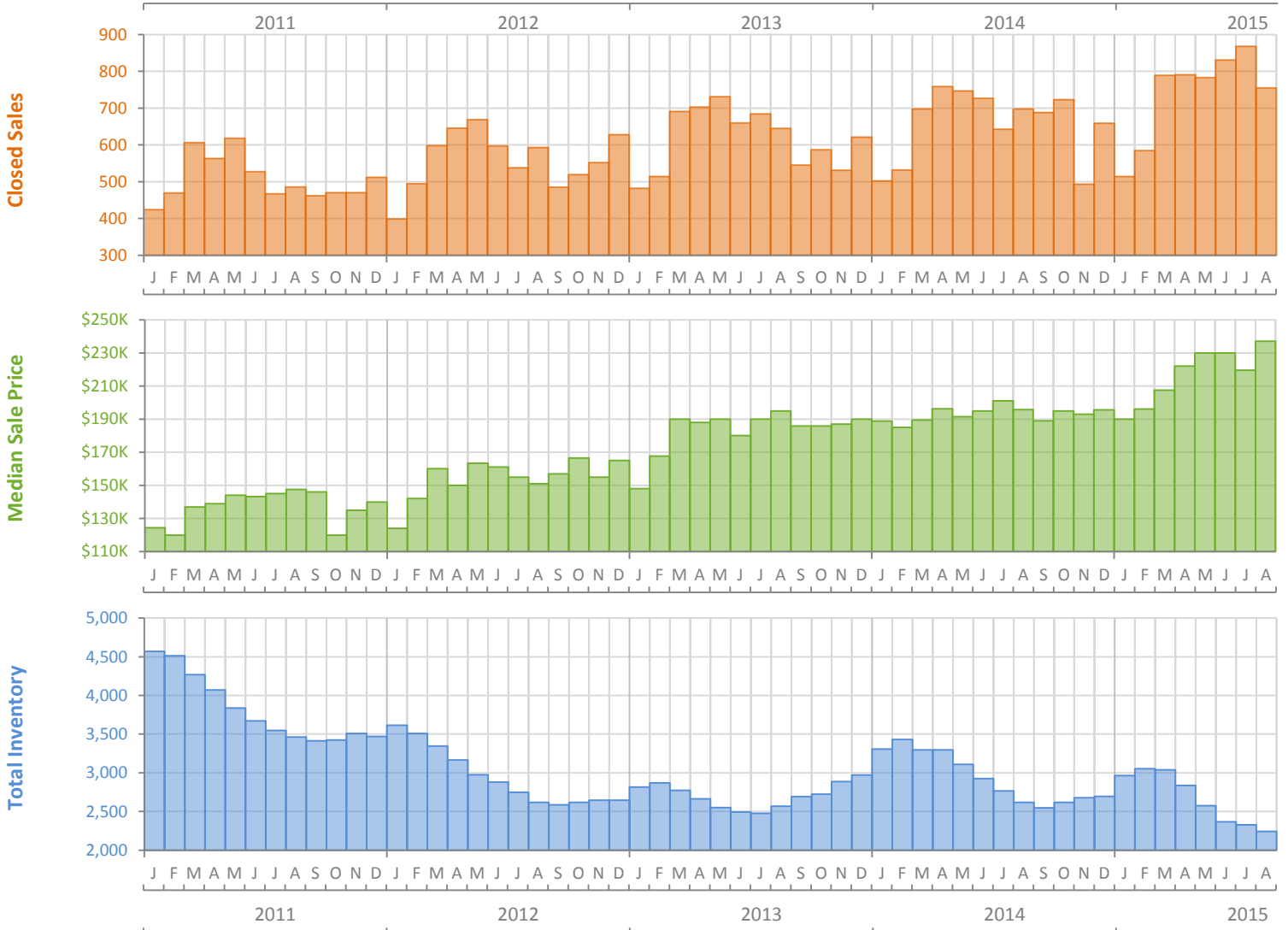
Monthly Market Summary - August 2015

Single Family Homes

Sarasota County



	August 2015	August 2014	Percent Change Year-over-Year
Closed Sales	755	698	8.2%
Cash Sales	327	328	-0.3%
New Pending Sales	574	608	-5.6%
New Listings	799	731	9.3%
Median Sale Price	\$237,000	\$195,750	21.1%
Average Sale Price	\$331,011	\$290,804	13.8%
Median Days on Market	39	65	-40.0%
Avg. Percent of Original List Price Received	95.0%	92.3%	2.9%
Pending Inventory	832	985	-15.5%
Inventory (Active Listings)	2,243	2,619	-14.4%
Months Supply of Inventory	3.2	4.1	-23.3%

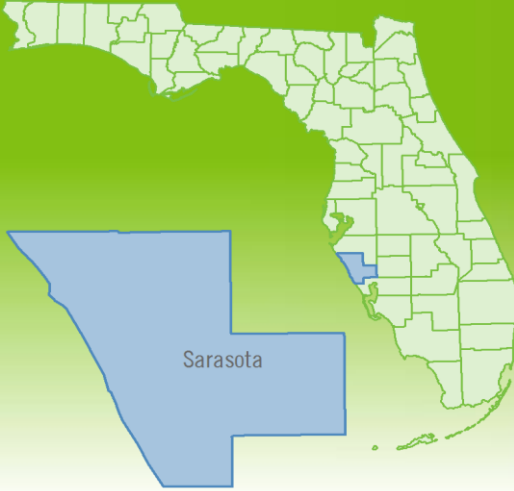


Produced by Florida REALTORS® with data provided by Florida's multiple listing services. Statistics for each month compiled from MLS feeds on the 15th day of the following month. Data released on Monday, September 21, 2015. Next data release is Thursday, October 22, 2015.

Monthly Distressed Market - August 2015

Single Family Homes

Sarasota County



		August 2015	August 2014	Percent Change Year-over-Year
Traditional	Closed Sales	628	516	21.7%
	Median Sale Price	\$255,000	\$239,900	6.3%
Foreclosure/REO	Closed Sales	102	150	-32.0%
	Median Sale Price	\$159,050	\$125,000	27.2%
Short Sale	Closed Sales	25	32	-21.9%
	Median Sale Price	\$185,000	\$126,000	46.8%

