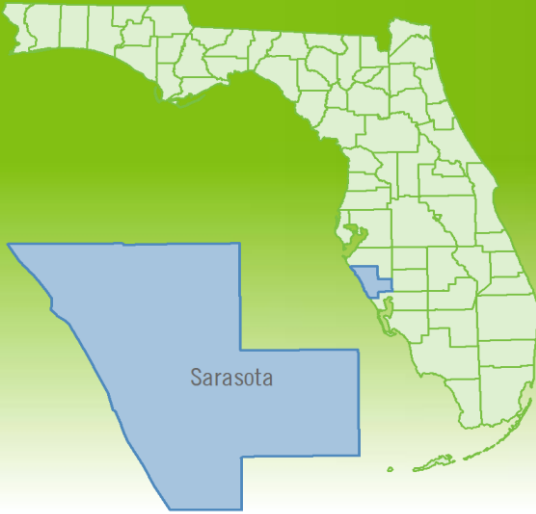


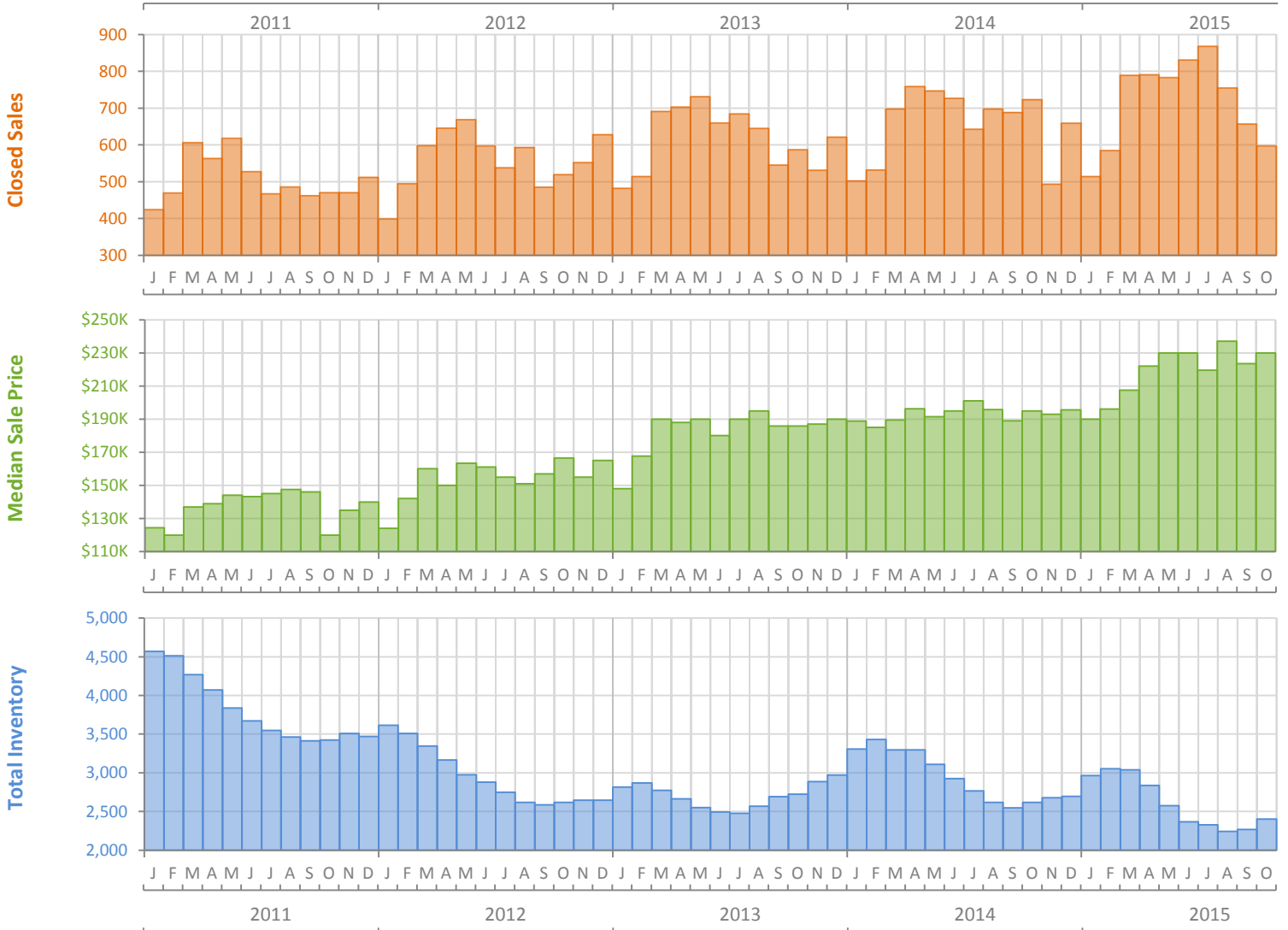
Monthly Market Summary - October 2015

Single Family Homes

Sarasota County



	October 2015	October 2014	Percent Change Year-over-Year
Closed Sales	597	723	-17.4%
Cash Sales	258	349	-26.1%
New Pending Sales	519	564	-8.0%
New Listings	893	843	5.9%
Median Sale Price	\$230,000	\$195,000	17.9%
Average Sale Price	\$319,377	\$305,661	4.5%
Median Days on Market	36	47	-23.4%
Avg. Percent of Original List Price Received	95.6%	93.4%	2.4%
Pending Inventory	785	828	-5.2%
Inventory (Active Listings)	2,403	2,617	-8.2%
Months Supply of Inventory	3.5	4.0	-13.2%

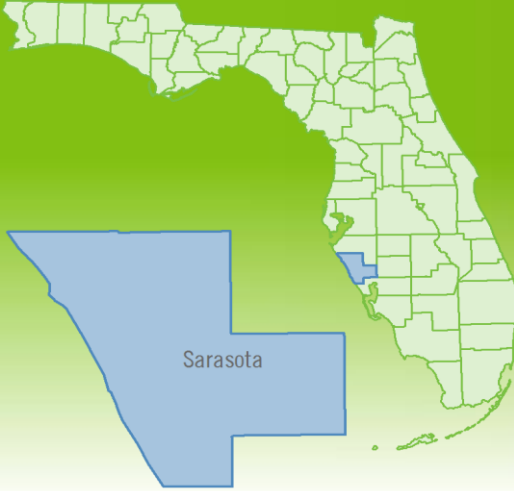


Produced by Florida REALTORS® with data provided by Florida's multiple listing services. Statistics for each month compiled from MLS feeds on the 15th day of the following month. Data released on Monday, November 23, 2015. Next data release is Tuesday, December 22, 2015.

Monthly Distressed Market - October 2015

Single Family Homes

Sarasota County



		October 2015	October 2014	Percent Change Year-over-Year
Traditional	Closed Sales	517	518	-0.2%
	Median Sale Price	\$245,000	\$226,625	8.1%
Foreclosure/REO	Closed Sales	70	171	-59.1%
	Median Sale Price	\$133,450	\$126,000	5.9%
Short Sale	Closed Sales	10	34	-70.6%
	Median Sale Price	\$150,000	\$178,250	-15.8%

