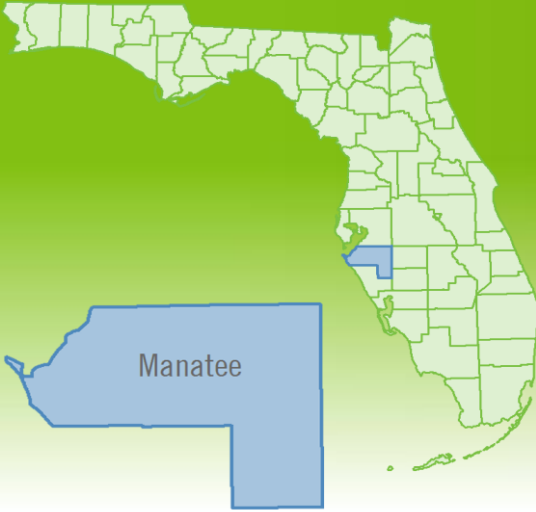


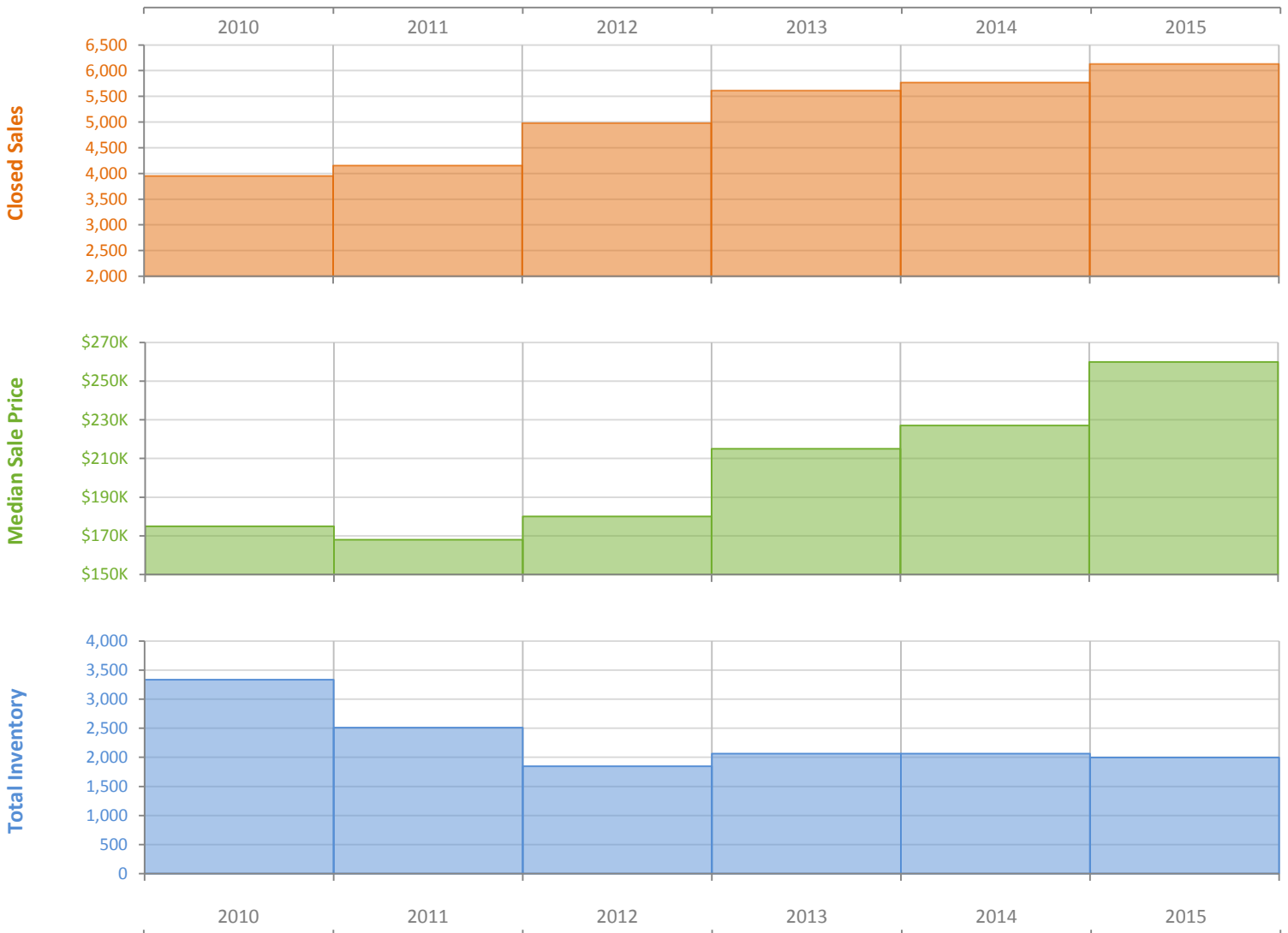
Yearly Market Summary - 2015

Single Family Homes

Manatee County



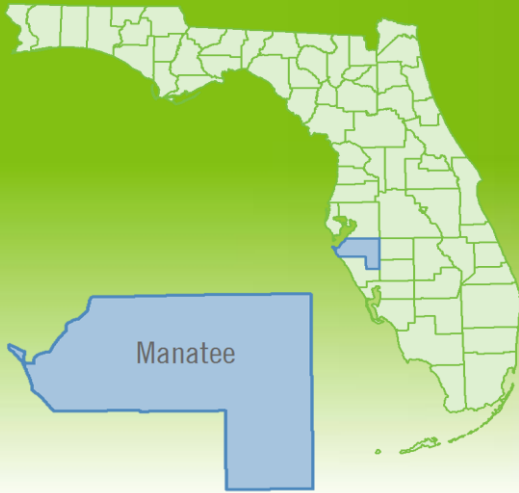
	2015	2014	Percent Change Year-over-Year
Closed Sales	6,129	5,767	6.3%
Cash Sales	2,286	2,493	-8.3%
New Pending Sales	5,286	5,607	-5.7%
New Listings	7,956	7,794	2.1%
Median Sale Price	\$259,900	\$227,000	14.5%
Average Sale Price	\$320,986	\$279,959	14.7%
Median Days on Market	50	56	-10.7%
Avg. Percent of Original List Price Received	94.5%	93.8%	0.7%
Pending Inventory	519	538	-3.5%
Inventory of Homes for Sale	1,996	2,063	-3.2%
Months Supply of Inventory	3.9	4.3	-9.0%



Yearly Distressed Market - 2015

Single Family Homes

Manatee County



		2015	2014	Percent Change Year-over-Year
Traditional	Closed Sales	5,147	4,216	22.1%
	Median Sale Price	\$277,000	\$260,000	6.5%
Foreclosure/REO	Closed Sales	827	1,259	-34.3%
	Median Sale Price	\$145,991	\$125,000	16.8%
Short Sale	Closed Sales	155	292	-46.9%
	Median Sale Price	\$187,000	\$165,000	13.3%

