

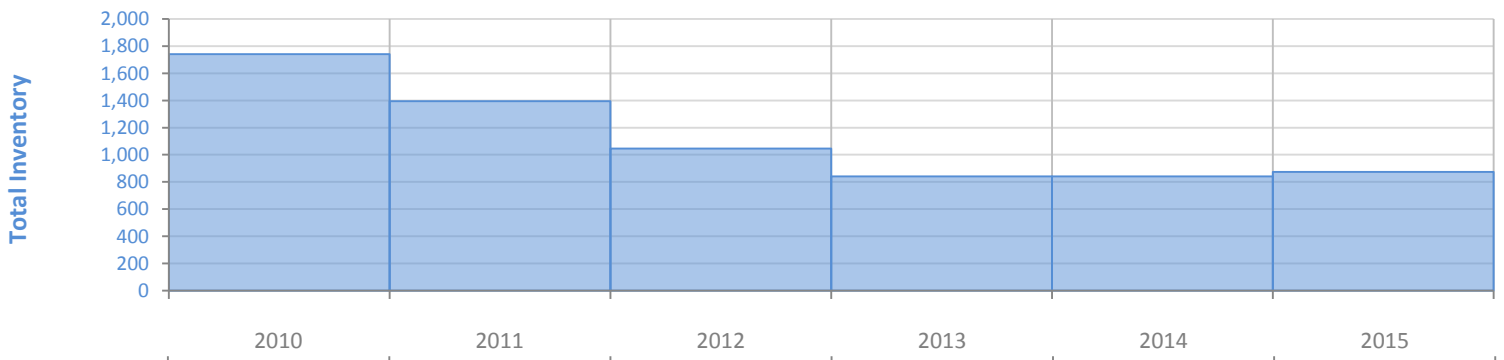
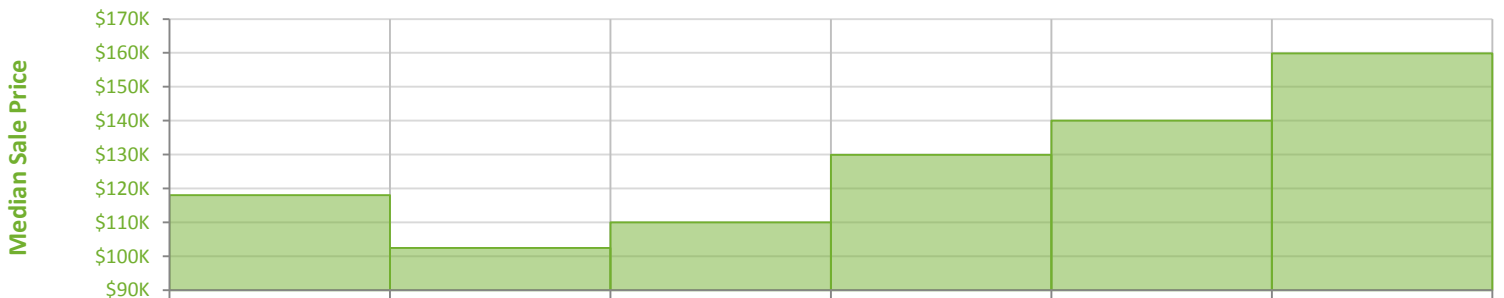
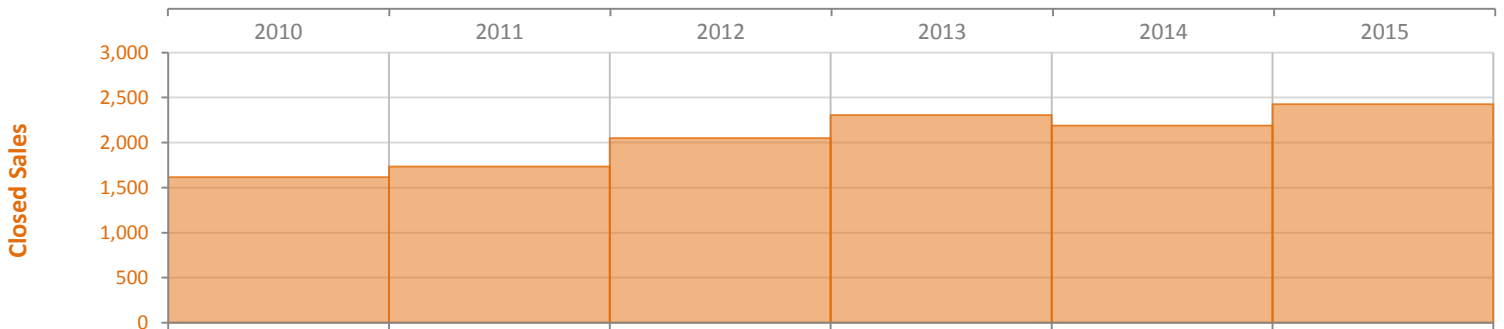
Yearly Market Summary - 2015

Townhouses and Condos

Manatee County



	2015	2014	Percent Change Year-over-Year
Closed Sales	2,428	2,188	11.0%
Cash Sales	1,551	1,539	0.8%
New Pending Sales	2,229	2,158	3.3%
New Listings	3,232	2,895	11.6%
Median Sale Price	\$159,900	\$140,000	14.2%
Average Sale Price	\$205,772	\$184,129	11.8%
Median Days on Market	50	53	-5.7%
Avg. Percent of Original List Price Received	93.5%	92.6%	1.0%
Pending Inventory	203	175	16.0%
Inventory of Homes for Sale	874	840	4.0%
Months Supply of Inventory	4.3	4.6	-6.2%



Yearly Distressed Market - 2015

Townhouses and Condos

Manatee County



		2015	2014	Percent Change Year-over-Year
Traditional	Closed Sales	2,200	1,852	18.8%
	Median Sale Price	\$165,000	\$155,000	6.5%
Foreclosure/REO	Closed Sales	205	282	-27.3%
	Median Sale Price	\$90,000	\$72,500	24.1%
Short Sale	Closed Sales	23	54	-57.4%
	Median Sale Price	\$124,000	\$100,000	24.0%

