

Yearly Market Summary - 2016

Townhouses and Condos

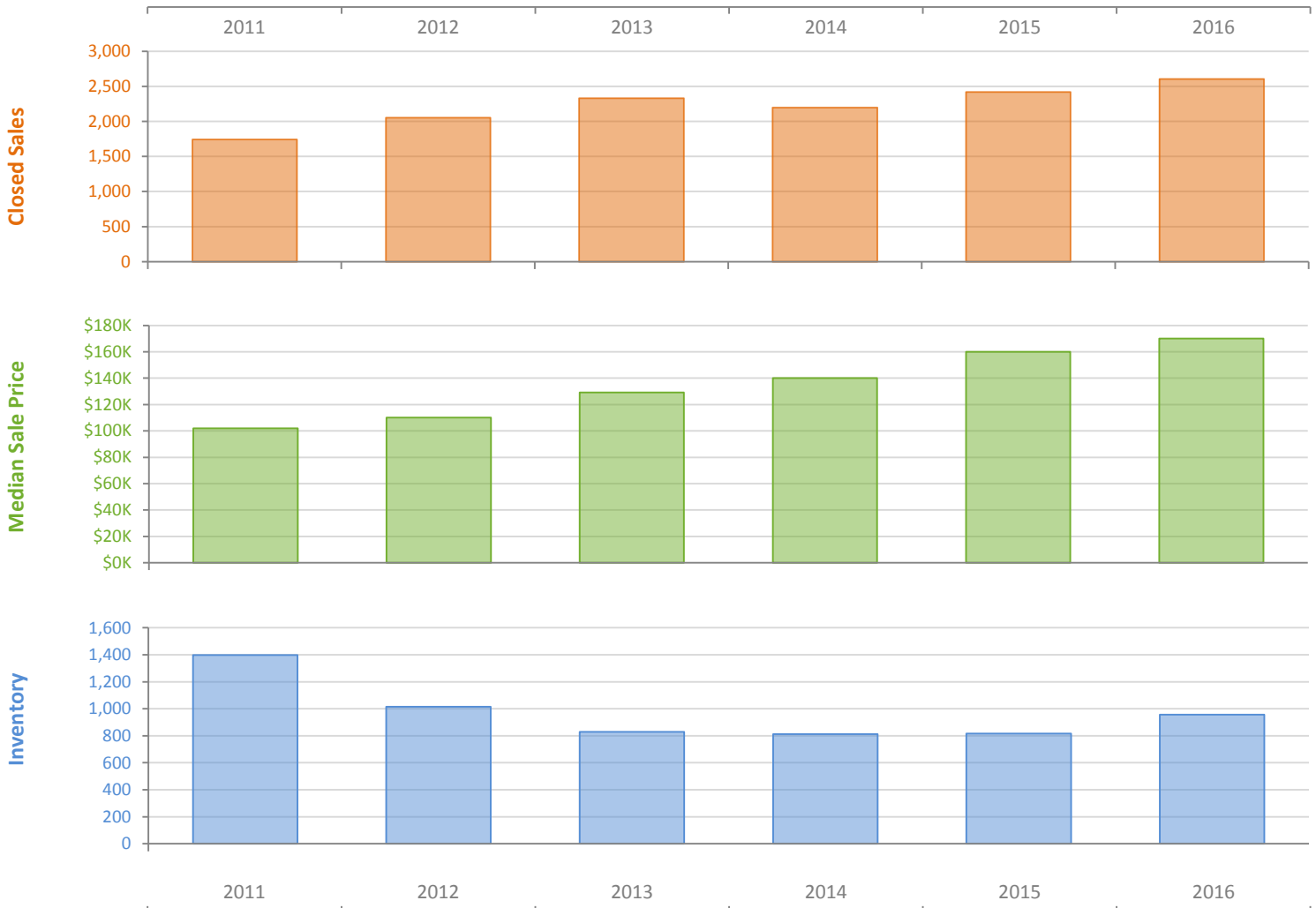
Manatee County



FloridaRealtors®
The Voice for Real Estate® in Florida



	2016	2015	Percent Change Year over-Year
Closed Sales	2,606	2,419	7.7%
Paid in Cash	1,564	1,548	1.0%
Median Sale Price	\$170,000	\$160,000	6.3%
Average Sale Price	\$222,003	\$206,172	7.7%
Dollar Volume	\$578.5 Million	\$498.7 Million	16.0%
Med. Pct. of Orig. List Price Received	95.0%	94.7%	0.3%
Median Time to Contract	44 Days	45 Days	-2.2%
Median Time to Sale	90 Days	86 Days	4.7%
New Pending Sales	2,743	2,718	0.9%
New Listings	3,325	3,043	9.3%
Pending Inventory	218	263	-17.1%
Inventory (Active Listings)	956	816	17.2%
Months Supply of Inventory	4.4	4.0	10.0%



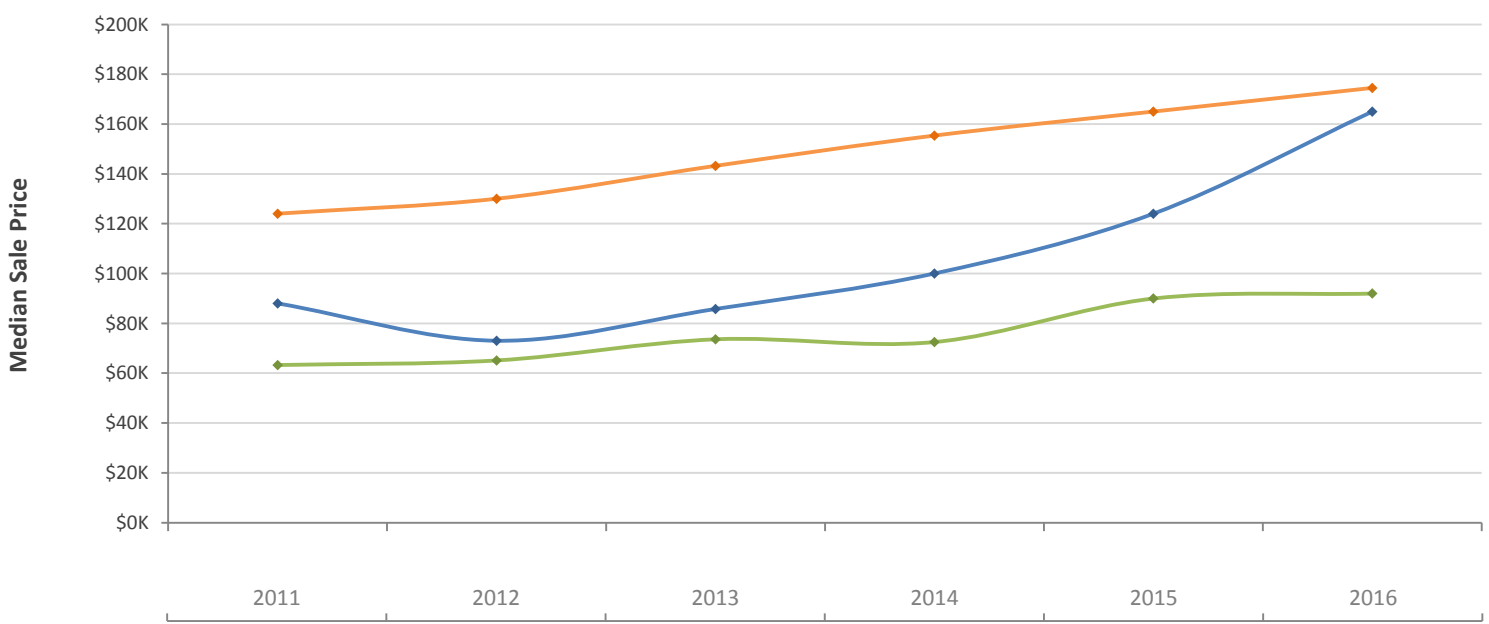
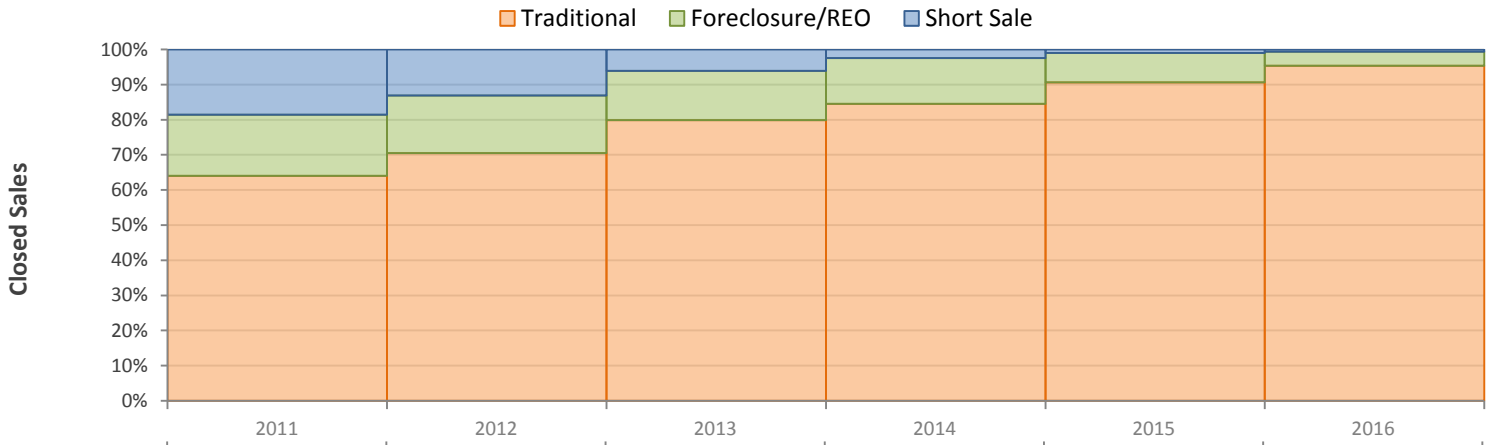
Yearly Distressed Market - 2016

Townhouses and Condos

Manatee County



		2016	2015	Percent Change Year over-Year
Traditional	Closed Sales	2,485	2,192	13.4%
	Median Sale Price	\$174,500	\$165,000	5.8%
Foreclosure/REO	Closed Sales	104	204	-49.0%
	Median Sale Price	\$92,000	\$90,000	2.2%
Short Sale	Closed Sales	17	23	-26.1%
	Median Sale Price	\$165,000	\$124,000	33.1%



Produced by Florida REALTORS® with data provided by Florida's multiple listing services. Statistics for each month compiled from MLS feeds on the 15th day of the following month. Data released on Thursday, February 9, 2017. Data revised on Monday, January 16, 2017. Next yearly data release is TBD.