

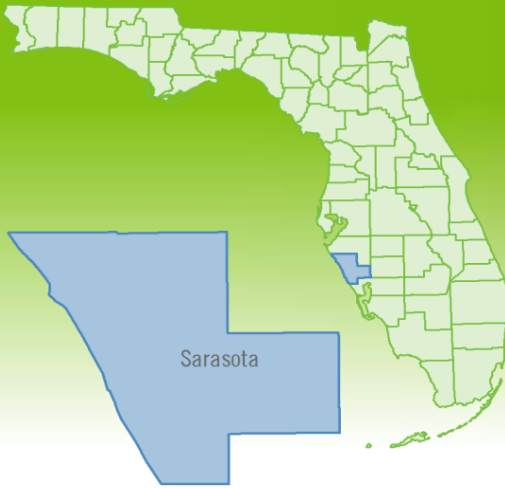
Monthly Market Summary - February 2017

Single Family Homes

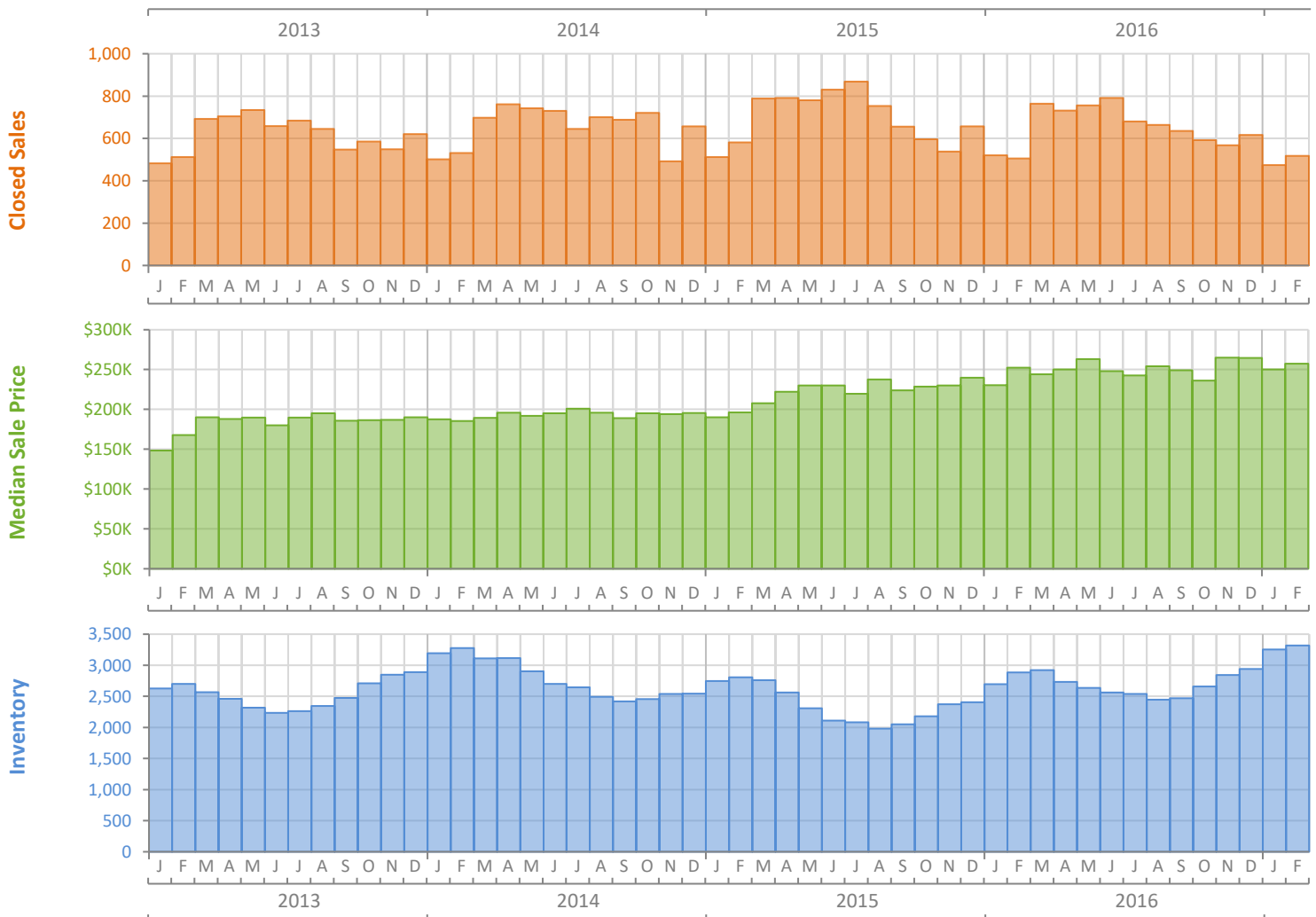
Sarasota County



FloridaRealtors®
The Voice for Real Estate® in Florida



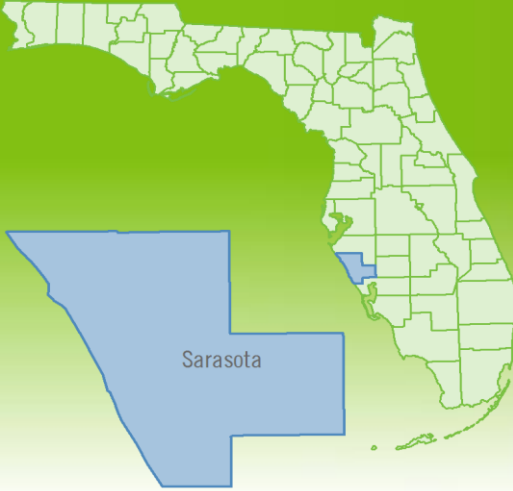
	February 2017	February 2016	Percent Change Year-over-Year
Closed Sales	518	506	2.4%
Paid in Cash	218	240	-9.2%
Median Sale Price	\$257,500	\$252,250	2.1%
Average Sale Price	\$389,011	\$376,318	3.4%
Dollar Volume	\$201.5 Million	\$190.4 Million	5.8%
Med. Pct. of Orig. List Price Received	95.0%	95.4%	-0.4%
Median Time to Contract	49 Days	40 Days	22.5%
Median Time to Sale	94 Days	92 Days	2.2%
New Pending Sales	790	780	1.3%
New Listings	950	1,050	-9.5%
Pending Inventory	1,218	1,209	0.7%
Inventory (Active Listings)	3,318	2,883	15.1%
Months Supply of Inventory	5.1	4.2	21.4%



Monthly Distressed Market - February 2017

Single Family Homes

Sarasota County



		February 2017	February 2016	Percent Change Year-over-Year
Traditional	Closed Sales	481	453	6.2%
	Median Sale Price	\$262,000	\$265,000	-1.1%
Foreclosure/REO	Closed Sales	28	45	-37.8%
	Median Sale Price	\$155,100	\$154,000	0.7%
Short Sale	Closed Sales	9	8	12.5%
	Median Sale Price	\$265,000	\$215,000	23.3%

