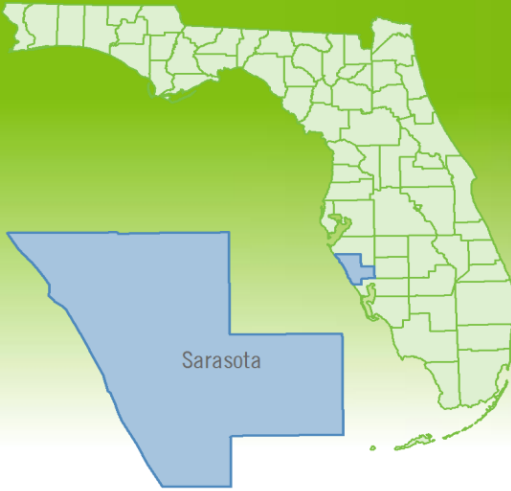


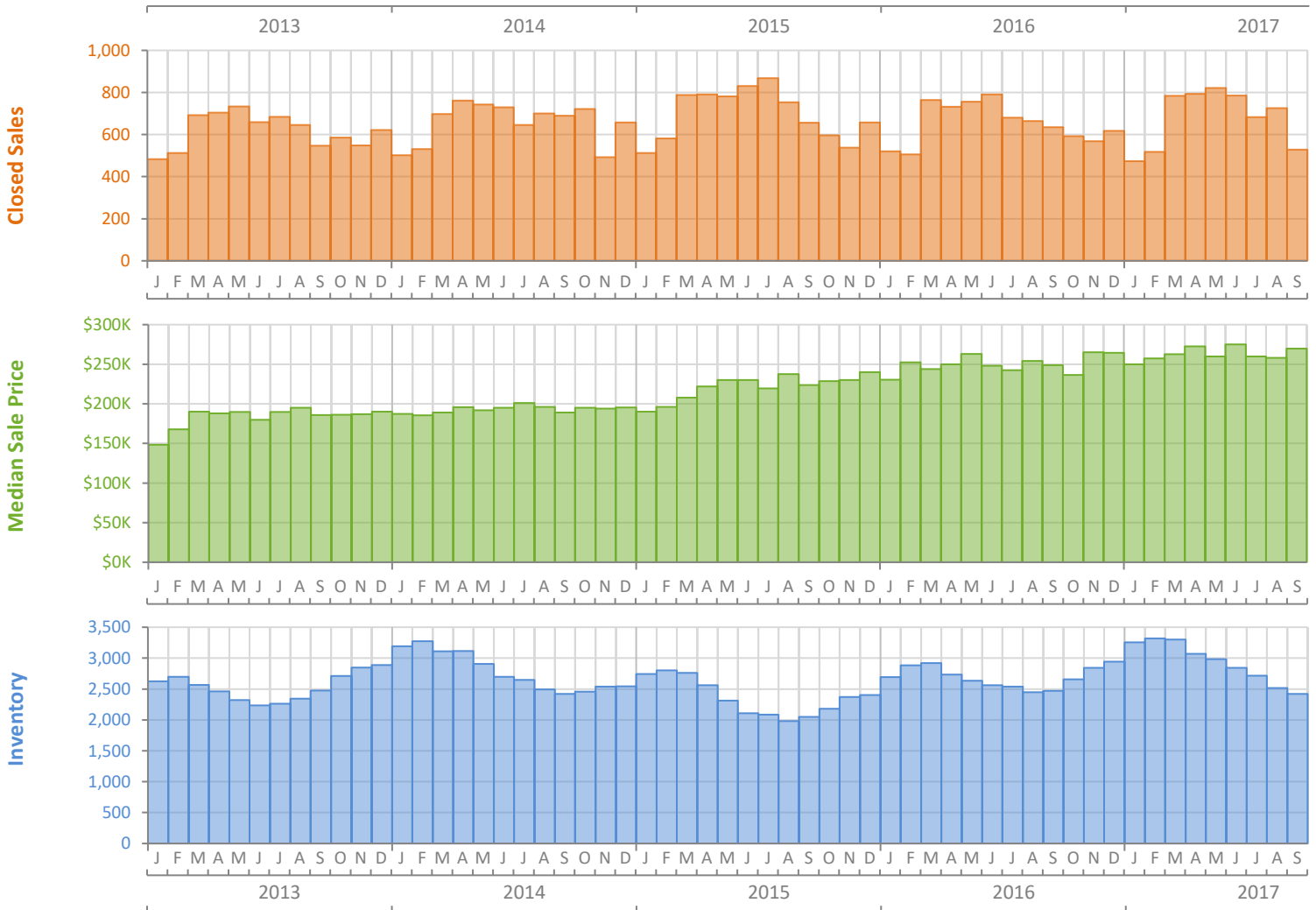
Monthly Market Summary - September 2017

Single Family Homes

Sarasota County



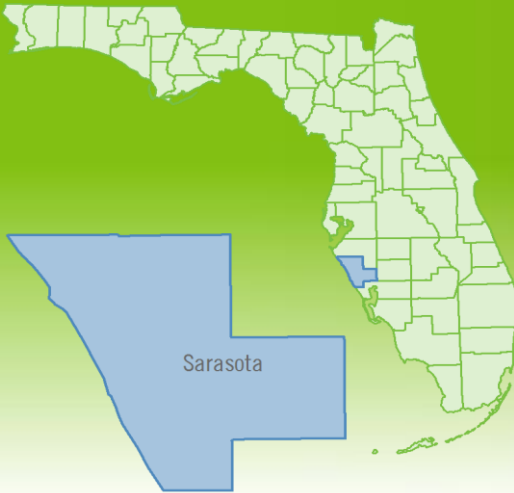
	September 2017	September 2016	Percent Change Year-over-Year
Closed Sales	529	635	-16.7%
Paid in Cash	212	224	-5.4%
Median Sale Price	\$269,900	\$249,000	8.4%
Average Sale Price	\$353,869	\$340,938	3.8%
Dollar Volume	\$187.2 Million	\$216.5 Million	-13.5%
Med. Pct. of Orig. List Price Received	95.7%	96.0%	-0.3%
Median Time to Contract	43 Days	32 Days	34.4%
Median Time to Sale	90 Days	86 Days	4.7%
New Pending Sales	452	605	-25.3%
New Listings	477	754	-36.7%
Pending Inventory	816	935	-12.7%
Inventory (Active Listings)	2,420	2,469	-2.0%
Months Supply of Inventory	3.7	3.8	-2.6%



Monthly Distressed Market - September 2017

Single Family Homes

Sarasota County



		September 2017	September 2016	Percent Change Year-over-Year
Traditional	Closed Sales	503	588	-14.5%
	Median Sale Price	\$274,900	\$255,000	7.8%
Foreclosure/REO	Closed Sales	20	35	-42.9%
	Median Sale Price	\$147,750	\$162,000	-8.8%
Short Sale	Closed Sales	6	12	-50.0%
	Median Sale Price	\$230,000	\$151,000	52.3%

