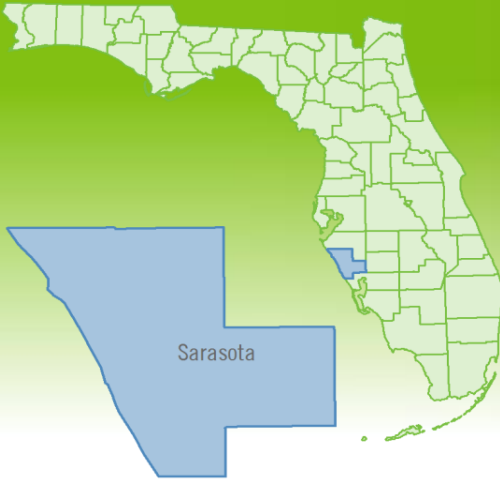


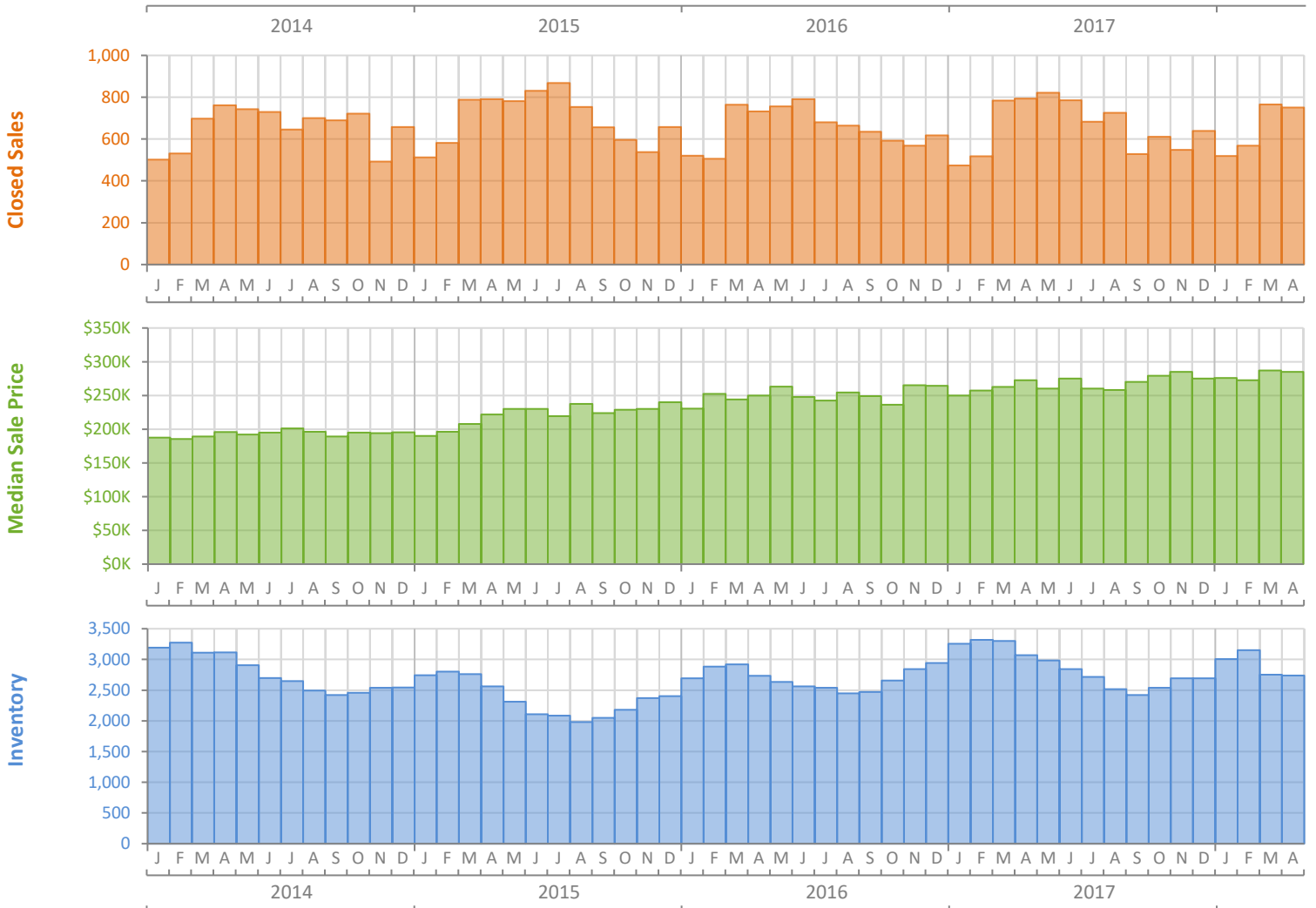
Monthly Market Summary - April 2018

Single Family Homes

Sarasota County



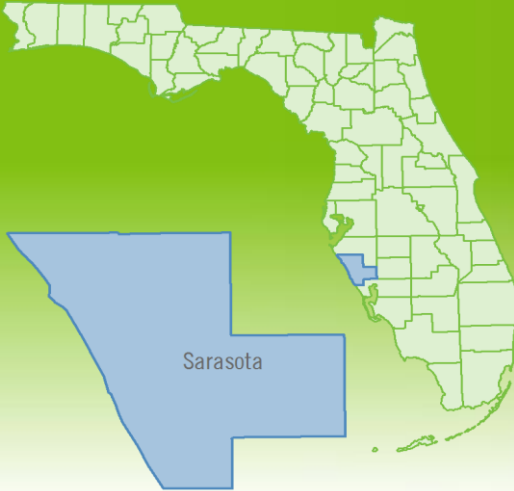
	April 2018	April 2017	Percent Change Year-over-Year
Closed Sales	751	793	-5.3%
Paid in Cash	279	316	-11.7%
Median Sale Price	\$285,000	\$272,500	4.6%
Average Sale Price	\$410,122	\$382,073	7.3%
Dollar Volume	\$308.0 Million	\$303.0 Million	1.7%
Med. Pct. of Orig. List Price Received	95.2%	95.2%	0.0%
Median Time to Contract	40 Days	45 Days	-11.1%
Median Time to Sale	85 Days	94 Days	-9.6%
New Pending Sales	715	823	-13.1%
New Listings	798	730	9.3%
Pending Inventory	1,117	1,244	-10.2%
Inventory (Active Listings)	2,737	3,070	-10.8%
Months Supply of Inventory	4.1	4.7	-12.8%



Monthly Distressed Market - April 2018

Single Family Homes

Sarasota County



		April 2018	April 2017	Percent Change Year-over-Year
Traditional	Closed Sales	736	758	-2.9%
	Median Sale Price	\$285,650	\$278,450	2.6%
Foreclosure/REO	Closed Sales	8	29	-72.4%
	Median Sale Price	\$141,250	\$179,900	-21.5%
Short Sale	Closed Sales	7	6	16.7%
	Median Sale Price	\$165,000	\$304,000	-45.7%

