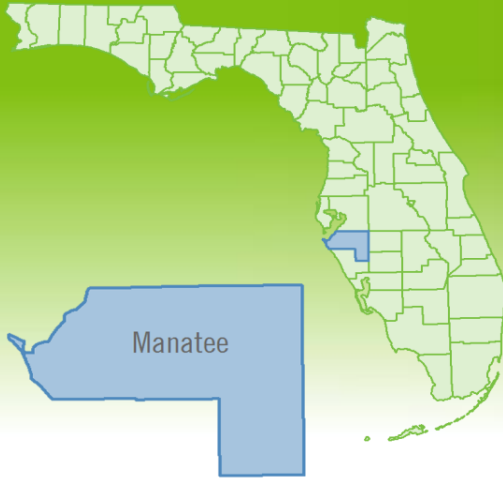


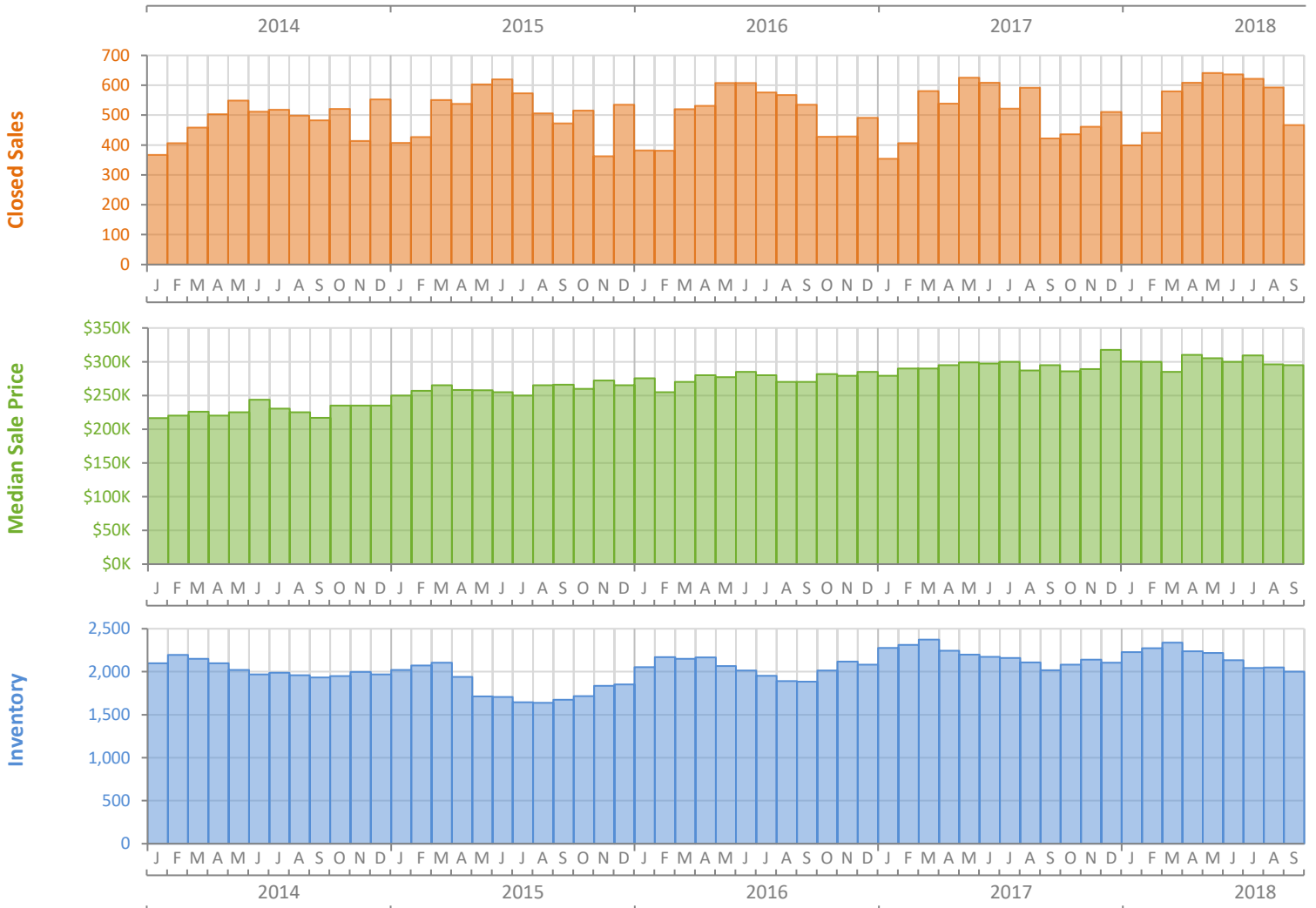
Monthly Market Summary - September 2018

Single Family Homes

Manatee County



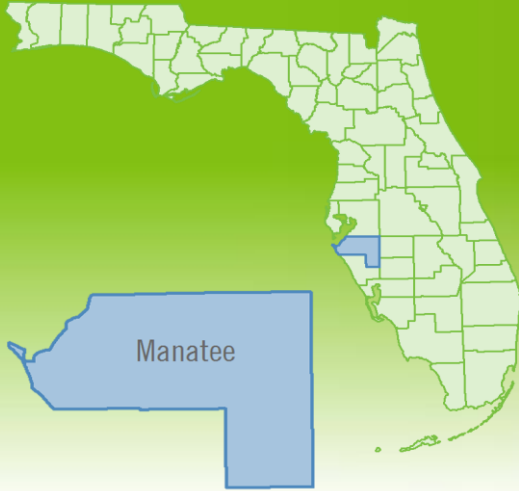
	September 2018	September 2017	Percent Change Year-over-Year
Closed Sales	467	422	10.7%
Paid in Cash	122	105	16.2%
Median Sale Price	\$295,000	\$295,000	0.0%
Average Sale Price	\$348,158	\$354,656	-1.8%
Dollar Volume	\$162.6 Million	\$149.7 Million	8.6%
Med. Pct. of Orig. List Price Received	96.0%	95.4%	0.6%
Median Time to Contract	48 Days	47 Days	2.1%
Median Time to Sale	96 Days	90 Days	6.7%
New Pending Sales	494	353	39.9%
New Listings	540	410	31.7%
Pending Inventory	688	620	11.0%
Inventory (Active Listings)	2,002	2,018	-0.8%
Months Supply of Inventory	3.8	4.0	-5.0%



Monthly Distressed Market - September 2018

Single Family Homes

Manatee County



		September 2018	September 2017	Percent Change Year-over-Year
Traditional	Closed Sales	449	402	11.7%
	Median Sale Price	\$296,798	\$296,250	0.2%
Foreclosure/REO	Closed Sales	12	17	-29.4%
	Median Sale Price	\$131,455	\$166,000	-20.8%
Short Sale	Closed Sales	6	3	100.0%
	Median Sale Price	\$322,500	\$315,000	2.4%

